



D-Dimer

D-Dimer: Best-recognized biomarker for the initial assessment of suspected VTE

Single Panel Test Cartridge

Advantages

- ◆ Whole blood test available
- ◆ Test result comes in 3 min
- ◆ High specificity and sensitivity
- ◆ Special droppers provided
- ◆ Room temperature storage

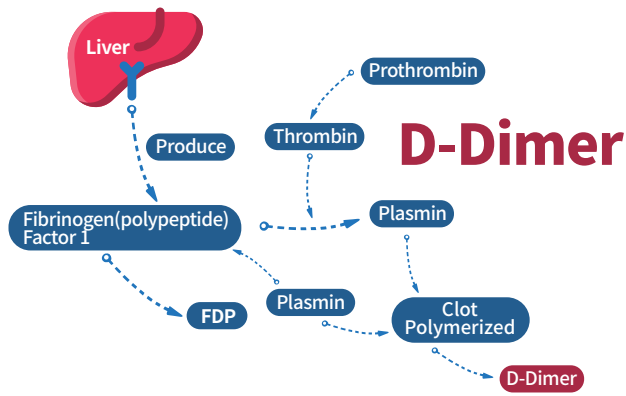


D-Dimer

Xiamen Biotime Biotechnology Co., Ltd.

Address: 2F/3F/4F, No. 188, Pingcheng South Road, Haicang Street, Haicang District, Xiamen, Fujian, 361026, P. R. China
 Tel: +86-592-688-3156 Fax: +86-592-6882362 E-mail: baotai@biotime.cn Web: www.biotime.cn



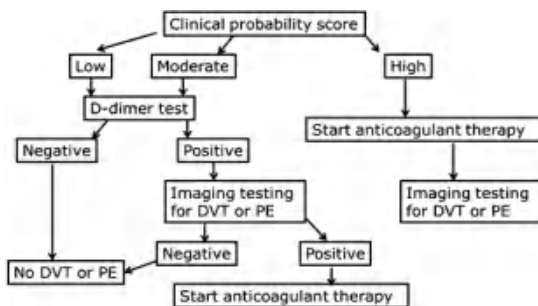


Where does it come from?

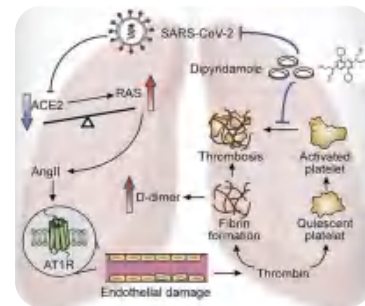
D-Dimer is a protein fragment from the break down of a blood clot. Blood clots generally start to slowly break down after they are formed, and this process releases D-dimer into the blood.

Clinical Application

- Help to diagnose deep vein thrombosis (DVT) and pulmonary embolus or embolism (PE).
- Help to diagnose disseminated intravascular coagulation (DIC).
- Help to detect clots form in any of body sites.
- Help to detect the clots form in large arteries as a result of narrowing and damage from atherosclerosis.
- A biomarker for disease severity and mortality in COVID-19 patients.



Flowchart for diagnosis of deep vein thrombosis (DVT) or pulmonary embolism (PE)



D-Dimer in COVID-19

Product Performance

Test Item	Specimen Type	Sampling	Loading	Reaction Time	Detection Range
D-Dimer	WB/Plasma	WB: 80μL ; Plasma: 50μL	80μL	3 min	0.1-10mg/mL

Test Procedure



Sampling

Adding

Mixing

Dropping

Testing